

**AUS FINS™**

## **AUS FINS™**

*innovative – creative – experienced*

sales@apacoustics.com.au  
03 9465 2667  
www.apacoustics.com.au



# AUS FINS™

Aus Fins™ combines solid fins and acoustic treatments to deliver dynamic visual and acoustic effects. Incorporating intricate geometric lines and patterns,

Aus Fins™ makes a striking architectural feature. Panels can also be custom designed in patterns to suit your decor and branding.

## FEATURES

- Available in a variety of different finishes
- Extensive range of panel sizes and thicknesses
- Custom panel sizes are available
- Acoustic and non-acoustic

## BENEFITS

- Australian-made product
- Suitable for a variety of applications
- Group 1 to Group 3 Fire rated to Australian Standard ISO 9705-2003

## APPLICATIONS

Suitable for a variety of applications such as

- Internal walls
- Internal ceilings
- Decorative walls and ceiling in offices, libraries or auditoriums

## STANDARD SIZES


- 2400mm x1200mm
- 9mm to 25mm thick
- (Custom made sizes available)

# Step 1: Choose your base material

## A. MDF Colour Core




## B. Standard Raw




## C. Melamine Faced Board



WHITE




BLACK MATT



ADRIATIC



TOPIARY




NOTAIO WALNUT




PLANTATION ASH




MERCURIO GREY




NATURAL OAK




BELGIAN OAK



PRIME OAK



ARTISAN OAK



MAISON OAK


## FR Options



WHITE



WHITE OAK



SMOKY OAK



LIGHT OAK




RUSTIC OAK




FRENCH OAK




GREY




BLACK




CHERRY WOOD



BAMBOO




BIRCH




WALNUT


## D. Veneer




AMERICAN CHERRY




AMERICAN OAK




AMERICAN WALNUT




TASMANIAN OAK




WESTERN RED CEDAR




IRONBARK




BLACKBUTT




BLACKWOOD




HOOP PINE



ROCK MAPLE




JARRAH




SPOTTED GUM


## E. Plywood



BIRCH



HOOP PINE



OSB



FORMPLY




POPLAR



FILM FACED PLYWOOD

# Step 2: Select the acoustic treatments (if required)

## A. Quattro Panel



GW816

GW815


GW812

GW809

GW808

GW807

GW806



GW813

GW810

GW625

GW621


GW608

GW607

## B. Black acoustic adhesive liner



## C. Maison Range



MD-03

MD-04

MD-05

MD-06

MD-07

MD-08



MD-09


MD-10

MD-11

MD-12

MD-13

MD-14



MD-15

MD-16

MD-17

MD-19

MD-20

MD-23

## Step 3: Select the fin material



AMERICAN CHERRY



AMERICAN RED OAK



AMERICAN WHITE OAK



BLACKBUTT




EUROPEAN MAPLE



EUROPEAN OAK



IRONBARK RED



JARRAH




TASMANIAN OAK



VICTORIAN ASH



WALNUT



WENGE

# More fin materials to choose from


## B. Plywood



BIRCH



HOOP PINE



OSB



FORMPLY




POPLAR




FILM FACED PLYWOOD


## C. Veneer




AMERICAN CHERRY




AMERICAN OAK




AMERICAN WALNUT




TASMANIAN OAK




WESTERN RED CEDAR




IRONBARK




BLACKBUTT




BLACKWOOD




HOOP PINE



ROCK MAPLE



JARRAH




SPOTTED GUM

## D. Melamine Faced Board



WHITE




BLACK MATT




ADRIATIC




TOPIARY



NOTAIO WALNUT




PLANTATION ASH




MERCURIO GREY




NATURAL OAK




BELGIAN OAK



PRIME OAK



ARTISAN OAK




MAISON OAK

## E. MDF Colour Core




## FR Options




WHITE




WHITE OAK




SMOKY OAK



LIGHT OAK




RUSTIC OAK




FRENCH OAK



GREY




BLACK




CHERRY WOOD



BAMBOO




BIRCH



WALNUT


## Step 4: Select the design



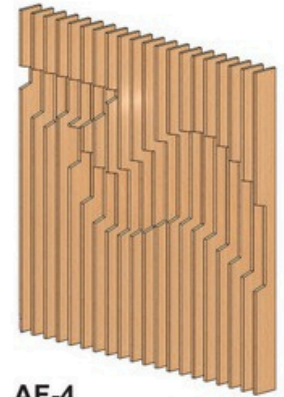
AF-1




AF-2



AF-3



AF-4




AF-5




AF-6




AF-7



AF-8



AF-9



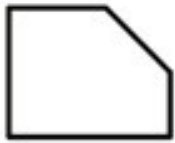
AF-10

## Step 5: Select the design profile


**A. Square or chamfer edge profile**

**B. Range of thicknesses**

**C. Standard pattern profiles (or custom designed profiles)**



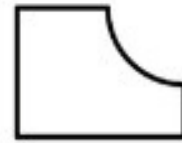
**Chamfer**



**V Groove**



**Flute**



**Cove**



**Round Nose**



**Rebate**



**Bullnose**



**Square**

## Step 6: Select the colour and finish

- Polyurethane (various gloss levels & colours)
- Clear polish (various gloss levels)
- Stain

## WHY CHOOSE ACOUSTIC PANELS AUSTRALIA

- **Range** – offering an extensive range of products, finishes and colours
- **Flexibility** – our designs are adaptable to multiple applications, and many can be easily removed for service access or relocation
- **Experience** – expert advice and professional support to offer you the best possible results
- **Customising** – our products can be quickly tailored to your specifications
- **Cost-effectiveness** – we can help you find a solution to suit your budget and design requirements

✉ sales@apacoustics.com.au

📍 **HQ:** 16 Hanrahan St Thomastown,  
Melbourne, VIC, 3074

☎ 03 9465 2667

📍 **Perth Office:** Level 28, AMP Tower,  
140 St Georges Terrace, Perth WA 6000

☎ 08 9278 2487

# CONTACT US